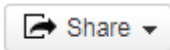
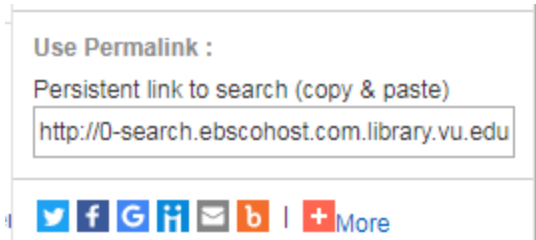


Once you have your set of search results just click on this icon at the top of the search window:



This will open up a window with a range of sharing options including:



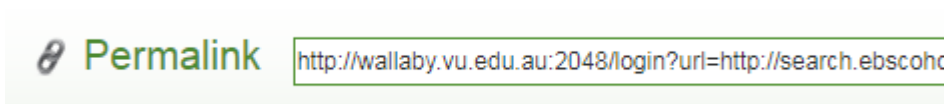
Just copy and paste the contents of the text box and this will allow you to share the results of the search and the keywords that you used. The same button appears on all Ebsco products such as Academic Search Premier, CINAHL, etc.

If you need to create a permalink to an individual article just click on the article title in the search screen.

This will open up the article record. On the right hand side of the screen you will see the following icon:



Click on the icon and the following window will appear at the top of the page:



Copy and paste the contents of the window and this will allow you to link directly to the article.